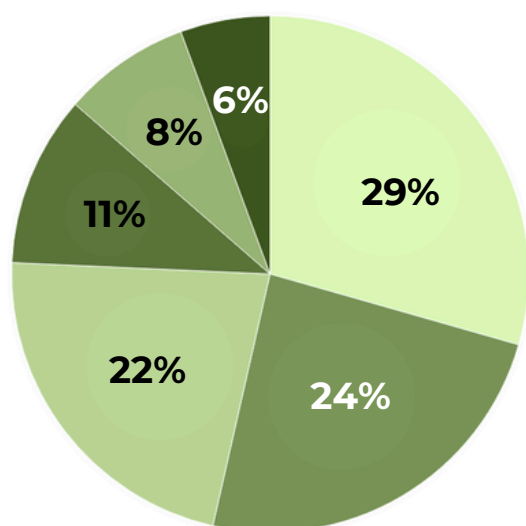


# Factsheet Internationals: Knowledge Workers and Their Families<sup>1</sup>

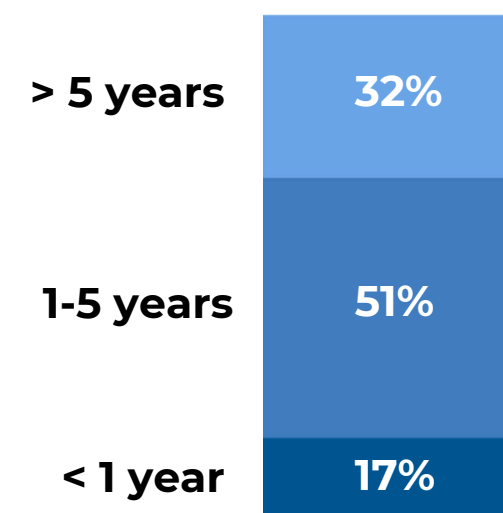
## 21.670

Internationals live in the Leiden region. Knowledge workers<sup>2</sup> **29%**, labour migrants **24%**, children **22%**, followed by students (**11%**), status holders (**8%**), and income-dependent partners (**6%**)



## 6.375

Is the number of knowledge workers **living** in the Leiden region, with a yearly growth of **5%**

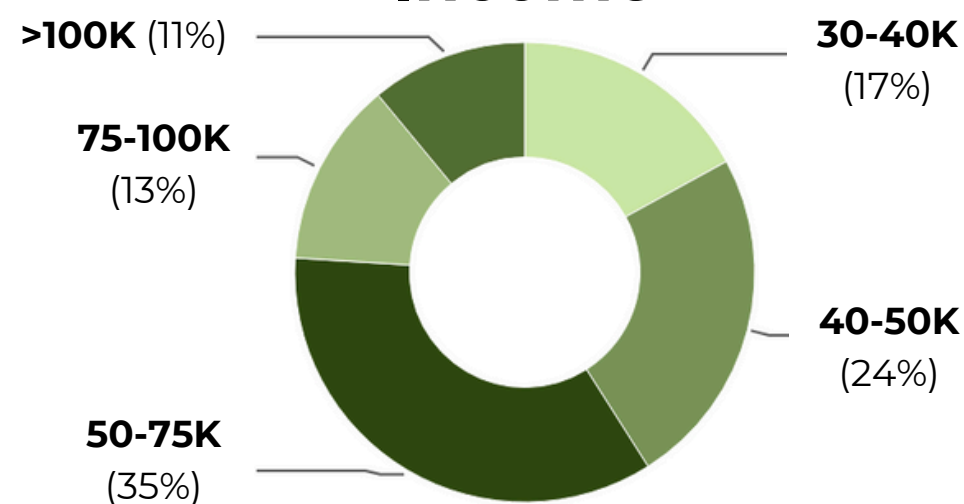


**83%** of the knowledge workers living in the Leiden region stay for longer than 1 year

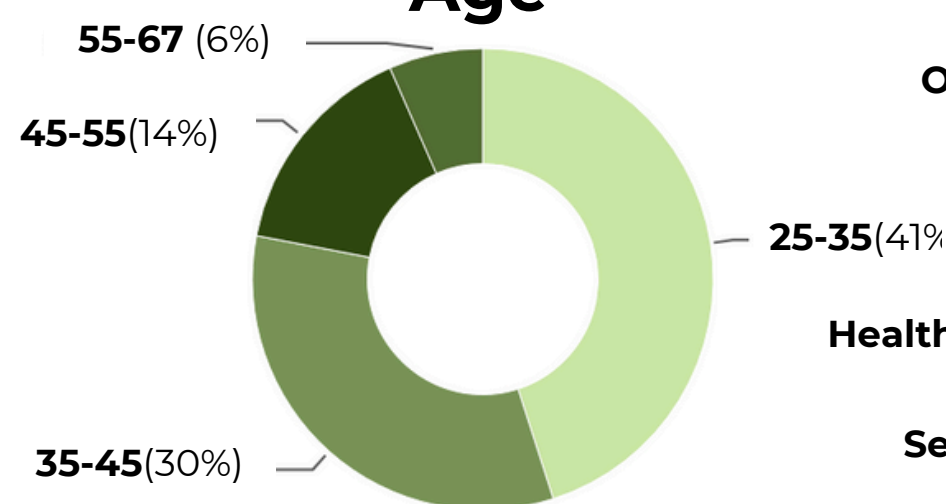


Almost **6 in 10** knowledge workers living in the region are renting a house

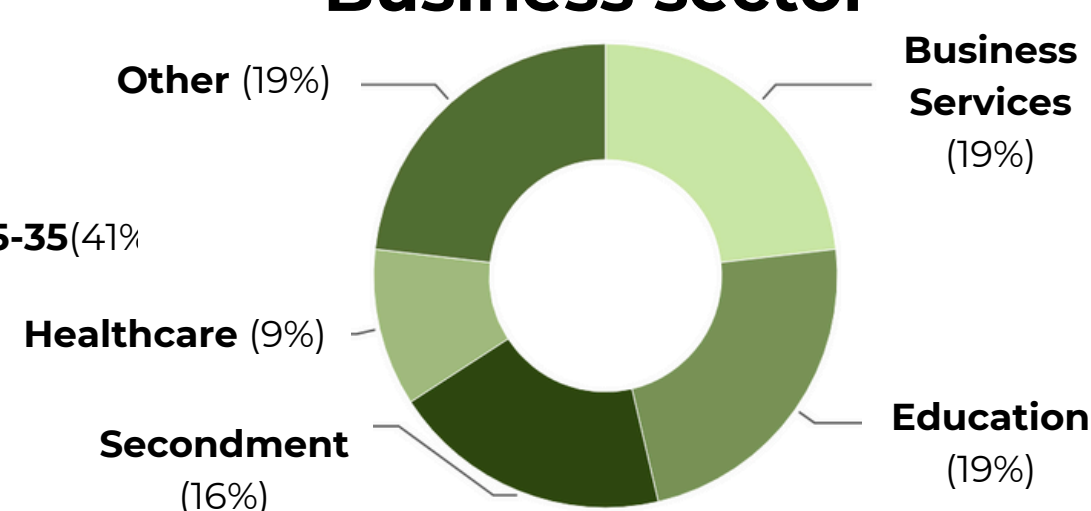
### Income



### Age



### Business sector



## 6.350

Knowledge workers **work** in the Leiden region. About **80%** are younger than 45. Most earn **50K-75K** per year and work either in **education** or in **business services**.


### Top 5 countries of origin

1. Poland
2. Germany
3. Italy
3. UK
4. Spain




### Income-dependent partners

## 62%



## 38%



## 4.800

Children in the Leiden region have 1 or 2 international parents

<sup>1</sup> Data from Monitor Internationals 2010-2022: Regio Rapportage Leiden (Katwijk, Leiden, Leiderdorp, Oegstgeest, Voorschoten, Zoeterwoude) by Decisio (2024)

<sup>2</sup> Knowledge workers are defined by IND highly skilled migrants salary requirements